



# Installation Instructions

Part Nos. 1300041 & 1300051

## Quarter Stick® Aluminum Cover Kit

For all front-cable-exit Quarter Stick  
and Pistol Grip Shifters

(NOT for use with the rear-exit Quarter Stick 2 or Pistol Grip 2)

Rev 02/26/2020

**WORK SAFELY!** For maximum safety, perform this installation on a clean, level surface and with the engine turned off. Place blocks or wedges in front of and behind both rear wheels to prevent movement in either direction.

**CAUTION:** To avoid any possibility of bodily injury or damage to vehicle, do not attempt installation until you are confident that the vehicle is safely secured and will not move.

**NOTE:** The various protrusions on the shifter inhibit straightforward installation of cover onto shifter. Please follow instructions to avoid frustration.

### INSTALLATION

Remove knob from shifter. Move stick to Neutral. Lower the cover over the stick. Turn the cover carefully to allow the opening to clear the Reverse Lockout knob at the front and the upper cap screw on the stick. Rotate cover toward the right and move forward over the cable mount. Cover should now drop into position. Install quick release pins.

### REMOVAL

Remove the knob. Remove quick release pins. The cover should be lifted and moved slightly to the rear to clear front cable bracket. Rotate cover to clear Reverse Lockout knob. Tilt the cover to clear screws on the stick and lift cover free.

Early shifter frames fit the aluminum enclosure. Later design frames require that the opening in the enclosure be enlarged as shown in Figure 1. The later shifter frame has a support and a welded seam on this right front end.

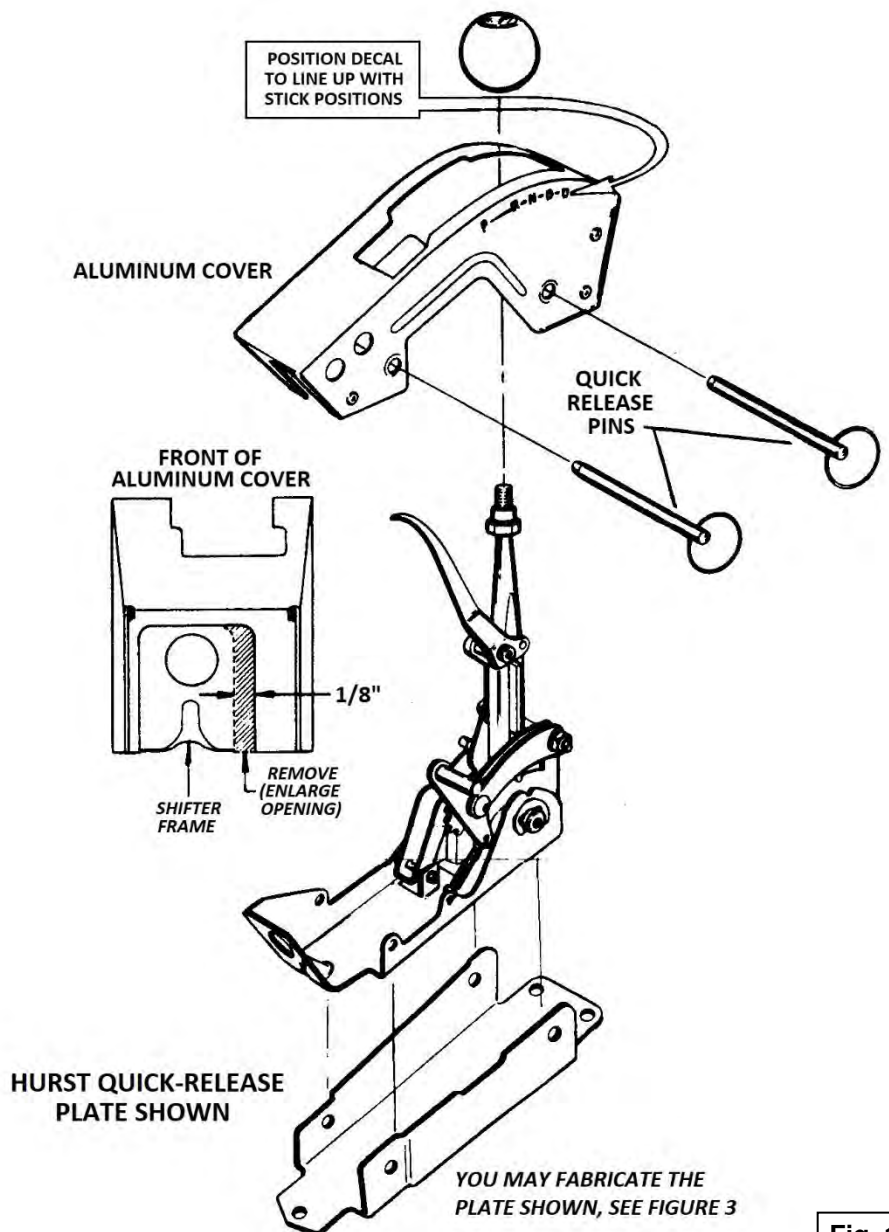


Fig. 1

## FLOOR MOUNTING

If shifter is fastened directly to floor (Quick-Release Plate is not used), see Figure 2.

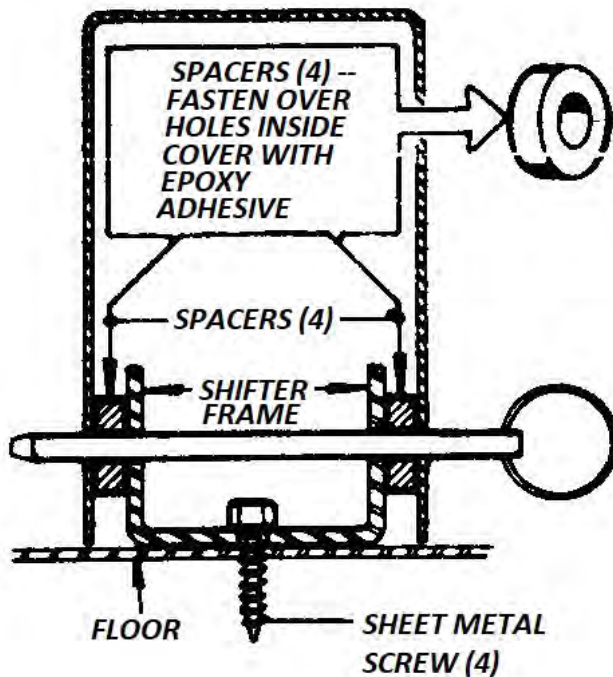


Fig. 2

## QUICK-RELEASE MOUNTING

If you wish to fabricate your own quick-release plate, use these dimensions (Figure 3).

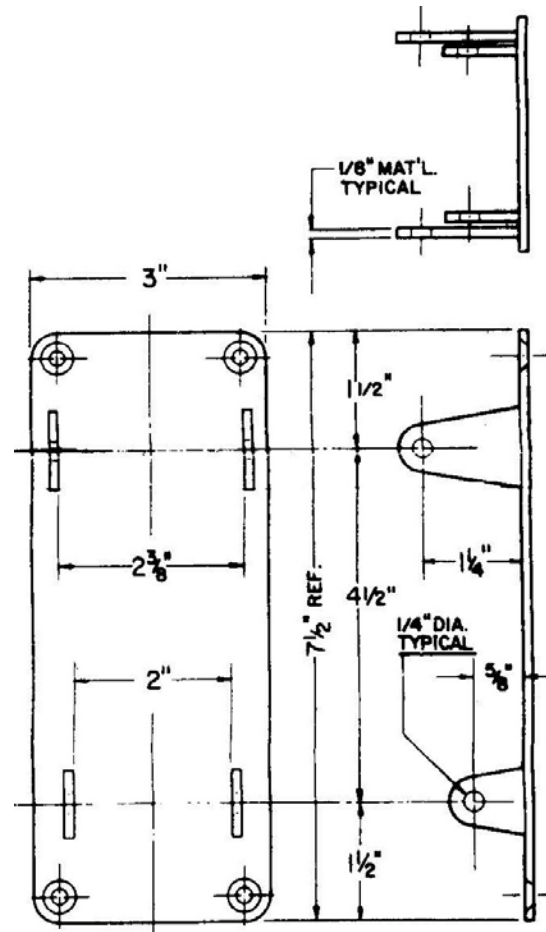


Fig. 3

**IMPORTANT: RETAIN THESE INSTRUCTIONS FOR FUTURE REFERENCE**

## Technical Service

Hurst Performance maintains a highly trained technical service department to answer your technical questions, provide additional product information and offer various recommendations.



**Hurst Performance Products**

(866) 464-6553

[www.hurst-shifters.com](http://www.hurst-shifters.com)